



4.1.2: Percentage of Expenditure for Infrastructure Development & Augmentation excluding salary for last 5 years

Index

No	Title	Click on link for details
1.	2022-23	UG Balance Sheet
2.		UG Infrastructure Augmentation
3.		PG Balance Sheet
4.		PG Infrastructure Augmentation
5.		Pharm D Balance Sheet
6.		Pharm D Infrastructure Augmentation
7.	2021-22	UG Balance Sheet
8.		UG Infrastructure Augmentation
9.		PG Balance Sheet
10.		PG Infrastructure Augmentation
11.		Pharm D Balance Sheet
12.		Pharm D Infrastructure Augmentation
13.	2020-21	UG Balance Sheet
14.		UG Infrastructure Augmentation
15.		PG Balance Sheet
16.		PG Infrastructure Augmentation
17.		Pharm D Balance Sheet
18.		Pharm D Infrastructure Augmentation
19.	2019-20	UG Balance Sheet
20.		UG Infrastructure Augmentation
21.		PG Balance Sheet
22.		PG Infrastructure Augmentation
23.		Pharm D Balance Sheet
24.		Pharm D Infrastructure Augmentation
25.	2018-19	UG Balance Sheet



Criteria 4: Infrastructure and Learning Resources



26.		UG Infrastructure Augmentation
27.		PG Balance Sheet
28.		PG Infrastructure Augmentation
29.		Pharm D Balance Sheet
30.		Pharm D Infrastructure Augmentation (NIL)



Summary

Statement Showing Expenditure for Infrastructure Development and Augmentation

Sr No	Particulars	2018-19	2019-20	2020-21	2021-22	2022-23
1	B Phram Unit (UG)	117788.00	527180.00	61462.00	1189238.00	4899445.00
2	M Pharm Unit(PG)	33846.00	46024.00	0.00	2309241.00	1114898.00
3	Phram D Unit	182900.00	235652.84	0.00	1815222.00	4750008.00
	Total	334,534.00	808,856.84	61,462.00	5,313,701.00	10,764,351.00

Total Exp other than Salary


Sr No	Particulars	2018-19	2019-20	2020-21	2021-22	2022-23
1	B Phram Unit (UG)	10,193,517.60	7,650,441.00	5,738,789.34	16,447,166.78	10,907,158.27
2	M Pharm Unit(PG)	3,113,454.19	2,769,413.46	1,105,169.79	7,697,750.60	3,596,301.00
3	Phram D Unit	931,736.80	2,006,915.10	618,713.00	8,039,349.00	4,764,572.20
	Total	14,238,708.59	12,426,769.56	7,462,672.13	32,184,266.38	19,268,031.47

A. Percentage of Infrastructure Development

Sr No	Particulars	2018-19	2019-20	2020-21	2021-22	2022-23
1	B Phram Unit (UG)					
2	M Pharm Unit(PG)					
3	Phram D Unit					
4	Ph D Unit					
	Total	2.35%	6.51%	0.82%	16.51%	55.87%

Total	(A+B)	2.35%	6.51%	0.82%	16.51%	55.87%
-------	-------	-------	-------	-------	--------	--------

Average	16.41%
---------	--------


 Principal
 P. E. S. Modern College of Pharmacy
 Sector No.21, Yamunanagar, Nigdi,
 Pune - 411 044.



Expenditure for Infrastructure Development and Augmentation (UG)


Sr No	Particulars	2018-19	2019-20	2020-21	2021-22	2022-23
1	Additions in Building	0.00	0.00	0.00	0.00	1902139.00
2	Additions in Equipments	0.00	21380.00	0.00	393640.00	1420520.00
3	Additions in Computers	0.00	505800.00		764140.00	94990.00
4	Smart Panels	0.00				932200.00
5	Furniture	99792.00			18408.00	329384.00
6	CCTV Camera/ Web Cams	17996.00		22420.00		98162.00
7	Office Equipments	0.00		39042.00	13050.00	122050.00
	Total	117,788.00	527,180.00	61,462.00	1,189,238.00	4,899,445.00

Expenditure for Infrastructure Development and Augmentation (PG)

Sr No	Particulars	2018-19	2019-20	2020-21	2021-22	2022-23
1	Additions in Building					
2	Additions in Equipments	33846.00	46024.00	0.00	2309241.00	1034398.00
3	Additions in Computers					
4	Smart Panels					
5	Furniture					
6	CCTV Camera/ Web Cams					
7	Office Equipments					80500.00
	Total	33,846.00	46,024.00	-	2,309,241.00	1,114,898.00

Expenditure for Infrastructure Development and Augmentation (Pharm D)

Sr No	Particulars	2018-19	2019-20	2020-21	2021-22	2022-23
1	Additions in Building				1180000.00	859856.00
2	Additions in Equipments		161152.84		127500.00	587701.00
3	Additions In Computers		74500.00		138500.00	
5	Furniture	182900.00			369222.00	225245.00
6	Bus					3077206.00
7	Office Equipments		0.00			
	Total	182,900.00	235,652.84	-	1,815,222.00	4,750,008.00


Principal
 P. E. S. Modern College of Pharmacy
 Sector No.21, Yamunanagar, Nigdi,
 Pune - 411 044.





Criteria 4: Infrastructure and Learning Resources



2022-23 UG Balance Sheet

Progressive Education Society's
Modern College of Pharmacy (U.G.)
Yamunanagar, Sector No.21, Nigdi
Pune - 411044

Balance Sheet as on 31st March, 2023

Amount as on 31st March, 2022	Liabilities	Schedule No.	Amount as on 31st March, 2023	Amount as on 31st March, 2022	Assets	Schedule No.	Amount as on 31st March, 2023
-	Development Fund		-	16,169,762.46	Fixed Assets	2	19,473,973.05
55,739,565.35	Advance from P.E. Society		54,408,799.35	66,084,777.25	Current Assets	3	66,732,781.68
14,102,358.51	Current Liabilities	1	6,965,559.71	2,540,010.09	Investments	4	7,070,974.19
14,952,625.89	Profit and Loss Account	5	31,903,369.86				
84,794,549.80	Total Rs.		93,277,728.92	84,794,549.80	Total Rs.		93,277,728.92

As per Our Report of Even Date

CA Shrish K Inamdar



Membership No:- 038833

Place : Pune

Date :

UDIN: 23038833 BqXADc1033


For Modern College of Pharmacy

Principal
Modern College of Pharmacy

Place : Pune

Date :

Principal
P.E.S. Modern College of Pharmacy
Sector No.21, Yamunanagar, Nigdi,
Pune - 411 044.





Criteria 4: Infrastructure and Learning Resources



2022-23 UG Infrastructure Augmentation

Progressive Education Society's
Modern College of Pharmacy (U.G.)
Yamunanagar, Sector No.21, Nigdi
Pune - 411044

Schedule No. 2 : Fixed Assets

Block of Assets	WDV As On 31st March, 2022	Additions > 180 Days	Additions < 180 Days	Deletion of Assets	Total	Rate	Depreciation	WDV As On 31st March, 2023
Building	8,361,403.80	508,621.00	1,393,518.00	-	10,263,542.81	10.00%	956,678.38	9,306,864.43
Computer and Software	723,607.45	94,990.00	932,200.00	-	1,750,797.46	40.00%	513,878.99	1,236,918.46
Furniture & Fittings	4,197,920.30	201,384.00	-	-	4,399,304.79	10.00%	439,930.48	3,959,373.32
Library Book	102,042.10	193,781.00	268,095.00	-	563,918.16	40.00%	171,948.26	391,969.90
Plant and Machinery:-	1,868,772.42	131,701.00	801,055.00	-	2,801,528.26	15.00%	360,150.11	2,441,378.15
Equipment	758,342.56	308,135.00	347,291.00	-	1,413,768.96	15.00%	186,018.39	1,227,750.56
Solar Equipments	14,040.70	-	-	-	14,040.69	40.00%	5,616.28	8,424.42
Rack	10,810.63	128,000.00	-	-	138,810.62	15.00%	20,821.59	117,989.03
Fan	11,902.50	52,550.00	-	-	64,452.50	15.00%	9,667.88	54,784.63
Intangible Asset under development	120,920.00	82,000.00	525,600.00	-	728,520.00	-	-	728,520.00
Total	16,169,762.46	1,701,162.00	4,267,759.00	-	22,138,684.27		2,664,710.36	19,473,973.05





Criteria 4: Infrastructure and Learning Resources




Progressive Education Society's
Modern College of Pharmacy (U.G.)
Yamunanagar, Sector No.21, Nigdi
Pune - 411044

Schedule No. 2 : Fixed Assets

Particulars	WDV as on 31st March, 2022	Additions > 180 Days	Additions < 180 Days	Deletion of Assets	Total	Rate	Depreciation	WDV As On 31st March, 2023
Building	8,361,403.81	-	-	-	-	10%	836,140.38	7,525,263.43
Laboratory and Faculty Room	-	508,621.00	1,393,518.00	-	1,902,139.00	10%	120,538.00	1,781,601.00
Sub total	8,361,403.81	508,621.00	1,393,518.00	-	10,263,542.81	10%	956,678.38	9,306,864.43
Computer and Software	-	-	-	-	-	-	-	-
Computer	50,508.46	-	-	-	50,508.46	40%	20,203.39	30,305.08
Computer Software	36,303.64	94,990.00	-	-	131,293.64	40%	52,517.46	78,776.18
Computer System	636,795.36	-	-	-	636,795.36	40%	254,718.14	382,077.22
Senses Intelligent Panel - 75"	-	-	932,200.00	-	932,200.00	40%	186,440.00	745,760.00
Sub total	723,607.46	94,990.00	932,200.00	-	1,750,797.46	40%	513,878.99	1,236,918.46
Furniture & Fittings	-	-	-	-	-	-	-	-
Furniture	3,239,187.06	201,384.00	-	-	3,440,571.06	10%	344,057.11	3,096,513.96
Electric Fitting	956,251.49	-	-	-	956,251.49	10%	95,625.15	860,626.34
Book Case	2,482.24	-	-	-	2,482.24	10%	248.22	2,234.01
Sub total	4,197,920.79	201,384.00	-	-	4,399,304.79	10%	439,930.48	3,959,373.32
Rack	10,810.62	128,000.00	-	-	138,810.62	15%	20,821.59	117,989.03
Library Book	102,042.16	193,781.00	268,095.00	-	563,918.16	40%	171,948.26	391,969.90
Plant and Machinery:-	-	-	-	-	-	-	-	-
Lab Equipment:-	-	-	-	-	-	-	-	-
Lab Equipment	1,662,229.26	131,701.00	781,295.00	-	2,575,225.26	15%	327,686.66	2,247,538.60
Library Equipment	7,309.55	-	-	-	7,309.55	15%	1,096.43	6,213.12
ABC Cylleder	251.39	-	-	-	251.39	15%	37.71	213.68
Lab.Glassware / Lab. Ware	32,344.10	-	-	-	32,344.10	15%	4,851.61	27,492.48
Other Machineries	-	-	-	-	-	-	-	-
Machineries	26,768.83	-	-	-	26,768.83	15%	4,015.33	22,753.51
Photocopying Machine	107,243.23	-	-	-	107,243.23	15%	16,086.48	91,156.75
Sound System	7,212.81	-	-	-	7,212.81	15%	1,081.92	6,130.89
SPPU QIP Equipment	8,188.78	-	-	-	8,188.78	40%	3,275.51	4,913.27
SPPU QIP Sport Equipment	5,851.91	-	-	-	5,851.91	40%	2,340.76	3,511.15
Sports Material	25,413.07	-	19,760.00	-	45,173.07	15%	5,293.96	39,879.11
sub total	1,882,812.96	131,701.00	801,055.00	-	2,815,568.96	-	365,766.39	2,449,802.56

SHR. INA
M.No.
03883
* CHARTERED ACCT





Criteria 4: Infrastructure and Learning Resources



Equipment					-			
Office Equipment:-					-			
Air Cooler	7,307.81				7,307.81	15%	1,096.17	6,211.64
Camera	2,703.40	50,500.00			52,603.40	15%	7,890.51	44,712.89
CCTV	228,309.88	88,521.00	9,641.00		326,471.88	15%	48,247.71	278,224.29
Data Projector	7,896.24				7,896.24	15%	1,184.44	6,711.80
Dead Stock	105.91				105.91	15%	15.89	90.02
DLP Projector	92,151.60				92,151.60	15%	13,822.74	78,328.86
Water Tank	30,696.77	18,000.00			48,696.77	15%	7,304.52	41,392.26
Refrigerator	-	30,000.00	21,500.00		51,500.00	15%	6,112.50	45,387.50
Printer:-								
H.P.Laser Printer	11,833.86		56,500.00		68,333.86	15%	6,012.58	62,321.28
Sharp AR 5320N	15,215.83				15,215.83	15%	2,282.37	12,933.45
L C D	2,465.32	19,824.00			22,289.32	15%	3,343.40	18,945.92
LED TV 15-16	24,363.86				24,363.86	15%	3,654.58	20,709.28
Micro Oven	3,942.16				3,942.16	15%	591.32	3,350.83
Mobile	1,632.48				1,632.48	15%	244.87	1,387.61
Other Office Equipment	286,885.70	72,850.00	259,650.00		619,385.70	15%	73,434.11	545,951.60
Other Assets	43,432.14	28,440.00			71,872.14	15%	10,780.82	61,091.32
Sub total	758,342.96	308,135.00	347,291.00		1,413,768.96	15%	186,018.52	1,227,750.56
					-			
FAN	11,902.50	52,550.00	-		64,452.50	15%	9,667.88	54,784.63
					-			
					-			
Intangible Asset under development					-			
Patent WIP	120,920.00	82,000.00	525,600.00		728,520.00	-	-	728,520.00
Sub total	120,920.00	82,000.00	525,600.00		728,520.00	-	-	728,520.00
Total	16,169,763.27	1,701,162.00	4,267,759.00		22,138,684.27		2,664,710.49	19,473,973.05





Criteria 4: Infrastructure and Learning Resources



2022-23 PG Balance Sheet

**Progressive Education Society's
Modern College of Pharmacy (P.G.)
Yamunanagar, Sector No.21, Nigdi
Pune - 411044**

Balance Sheet as on 31st March, 2023

Amount as on 31st March, 2022	Liabilities	Schedule No.	Amount as on 31st March, 2023	Amount as on 31st March, 2022	Assets	Schedule No.	Amount as on 31st March, 2023
-	Capital Account	1	-	9,095,893.07	Fixed Assets	2	9,022,255.96
27,645,795.68	Current Liabilities		25,447,674.68	10,842,656.84	Current Assets	3	12,156,247.00
22,222,253.90	Loan (Advance Branch Units)		26,824,488.60	2,500,118.95	Investments	4	3,977,122.49
-	Bank Suspense		-	27,429,380.72	Income & Expenditure Account	5	27,116,537.83
49,868,049.58	Total Rs.		52,272,163.28	49,868,049.58	Total Rs.		52,272,163.28

As per Report of Even Date
CA Shrish K Inamdar



Membership No:-038833
Place : Pune

Date : 10 AUG 2023
UDIN: 23038833B9XADP6059

For Modern College of Pharmacy

Principal

Principal
P. E. S. Modern College of Pharmacy
Sector No.21, Yamunanagar, Nigdi,
Pune - 411 044.

Place : Pune
Date :





Criteria 4: Infrastructure and Learning Resources



2022-23 PG Infrastructure Augmentation

Progressive Education Society's
Modern College of Pharmacy (P.G.)
Yamunanagar, Sector No.21, Nigdi
Pune - 411044

Schedule No. 2 : Fixed Assets

Particulars	WDV As On 31st March, 2022	Additions > 180 Days	Additions < 180 Days	Deletion of Assets	Total (Rs.)	Rate	Depreciation	WDV As On 31st March, 2023
Building								
Aluminum Window	63,471.10	-	-	-	63,471.10	10%	6,347.11	57,123.99
Building 08-09	3,097,491.12	-	-	-	3,097,491.12	10%	309,749.11	2,787,742.01
Building 13-14	378,517.23	-	-	-	378,517.23	10%	37,851.72	340,665.51
Building 15-16	292,685.18	-	-	-	292,685.18	10%	29,268.52	263,416.66
Total	3,832,164.63	-	-	-	3,832,164.63		383,216.46	3,448,948.17
Computer								
Computer 11-12	139.35	-	-	-	139.35	40%	55.74	83.61
Computer 12-13	84.13	-	-	-	84.13	40%	33.65	50.48
Computer 13-14	97.02	-	-	-	97.02	40%	38.81	58.21
Computer 14-15	302.64	-	-	-	302.64	40%	121.06	181.58
UPS	3,019.03	-	-	-	3,019.03	40%	1,207.61	1,811.42
Total	3,642.16	-	-	-	3,642.16		1,456.87	2,185.30
Computer Software								
Computer Software 13-14	385.64	-	-	-	385.64	40%	154.26	231.38
Total	385.64	-	-	-	385.64		154.26	231.38
Equipments								
Equipments 08-09	174,324.64	-	-	-	174,324.64	15%	26,148.70	148,175.94
Equipments 09-10	143,599.96	-	-	-	143,599.96	15%	21,539.99	122,059.97
Equipments 10-11	419,713.53	-	-	-	419,713.53	15%	62,957.03	356,756.50
Equipments 11-12	27,040.57	-	-	-	27,040.57	15%	4,056.09	22,984.48
Equipments 12-13	196,143.19	-	-	-	196,143.19	15%	29,421.48	166,721.72
Equipments 13-14	139,365.56	-	-	-	139,365.56	15%	20,904.83	118,460.73
Equipments 14-15	18,734.38	-	-	-	18,734.38	15%	2,810.16	15,924.22
Equipments 15-16	49,713.00	-	-	-	49,713.00	15%	7,456.95	42,256.04
Labrotory Equipments	1,721,910.30	222,190.00	790,643.00	-	2,734,743.30	15%	350,913.27	2,383,830.06
Total	2,890,545.13	222,190.00	790,643.00	-	3,903,378.13		526,208.49	3,377,169.66






Criteria 4: Infrastructure and Learning Resources



Progressive Education Society's
Modern College of Pharmacy (P.G.)
Yamunanagar, Sector No.21, Nigdi
Pune - 411044

Schedule No. 2 : Fixed Assets

Particulars	WDV As On 31st March, 2022	Additions > 180 Days	Additions < 180 Days	Deletion of Assets	Total (Rs.)	Rate	Depreciation	WDV As On 31st March, 2023
Furniture & Fixture								
Furniture & Fixture 08-09	41,841.42	-	-	-	41,841.42	10%	4,184.14	37,657.28
Furniture & Fixture 10-11	200,421.15	-	-	-	200,421.15	10%	20,042.12	180,379.04
Furniture & Fixture 11-12	186,207.07	-	-	-	186,207.07	10%	18,620.71	167,586.36
Furniture & Fixture 12-13	169,122.99	-	-	-	169,122.99	10%	16,912.30	152,210.69
Furniture & Fixture 13-14	542,302.63	-	-	-	542,302.63	10%	54,230.26	488,072.37
Furniture & Fixture 14-15	39,602.98	-	-	-	39,602.98	10%	3,960.30	35,642.68
Furniture & Fixture 15-16	75,925.22	-	-	-	75,925.22	10%	7,592.52	68,332.70
Electrical Fittings	204,471.93	-	-	-	204,471.93	10%	20,447.19	184,024.74
Total	1,459,895.39	-	-	-	1,459,895.39		145,989.54	1,313,905.85
Generator	150,593.87	-	-	-	150,593.87	15%	22,589.08	128,004.79
Total	150,593.87	-	-	-	150,593.87		22,589.08	128,004.79
LAB Instrument	101,954.22	-	21,565.00	-	123,519.22	15%	16,910.51	106,608.71
Total	101,954.22	-	21,565.00	-	123,519.22		16,910.51	106,608.71
Library Books								
Library Books 08-09	28.61	-	-	-	28.61	40%	11.45	17.17
Library Books 09-10	21.07	-	-	-	21.07	40%	8.43	12.64
Library Books 10-11	3.66	-	-	-	3.66	40%	1.46	2.19
Library Books 11-12	202.28	-	-	-	202.28	40%	80.91	121.37
Library Books 12-13	149.11	-	-	-	149.11	40%	59.64	89.46
Library Books 13-14	61,002.91	-	38,323.00	-	99,325.91	40%	32,065.76	67,260.15
Library Books 14-15	130.72	-	-	-	130.72	40%	52.29	78.43
Library Books 15-16	366.08	-	-	-	366.08	40%	146.43	219.65
Library Books 16-17	123.72	-	-	-	123.72	40%	49.49	74.23
Library Books 17-18	1,467.43	-	-	-	1,467.43	40%	586.97	880.46
Total	63,495.59	-	38,323.00	-	101,818.59		33,062.84	68,755.76
Office Equipments								
Air Conditioner	17,894.80	-	50,500.00	-	68,394.80	15%	6,471.72	61,923.08
Office Equipments	17,392.57	-	-	-	17,392.57	15%	2,608.89	14,783.68
Office Equipments 12-13	43,797.77	-	-	-	43,797.77	15%	6,569.67	37,228.10
Office Equipments 13-14	21,853.49	-	-	-	21,853.49	15%	3,278.02	18,575.47
Refrigerator	9,707.01	30,000.00	-	-	39,707.01	15%	5,956.05	33,750.96
Statue and Painting	66,659.12	-	-	-	66,659.12	15%	9,998.87	56,660.25
Telephone Instrument	5,414.23	-	-	-	5,414.23	15%	812.13	4,602.09
Television	15,771.69	-	-	-	15,771.69	15%	2,365.75	13,405.94
Water Cooler	36,714.39	-	-	-	36,714.39	15%	5,507.16	31,207.23
Smart Board-21-22	358,012.00	-	-	-	358,012.00	15%	53,701.80	304,310.20
Total	593,217.08	30,000.00	50,500.00	-	673,717.08		97,270.06	576,446.39
Grand Total	9,095,893.71	252,190.00	901,031.00	-	10,249,114.71		1,226,858.10	9,022,255.96





Criteria 4: Infrastructure and Learning Resources



2022-23 Pharm D Balance Sheet

Progressive Education Society's
Modern College of Pharmacy (Pharm D)
Yamunanagar, Sector No.21, Nigdi
Pune - 411044

Balance Sheet as on 31st March, 2023

Amount as on 31st March, 2022	Liabilities	Schedule No.	Amount as on 31st March, 2023	Amount as on 31st March, 2022	Assets	Schedule No.	Amount as on 31st March, 2023
-	Development Fund		-	2,037,953.61	Fixed Assets	2	5,337,948.02
7,504,851.70	Current Liabilities	1	7,058,438.70	308,665.00	Investments	3	3,223,495.10
3,226,630.01	Income and Expenditure Account	8	3,571,872.22	8,384,863.10	Current Assets	4	2,068,867.80
10,731,481.71	Total Rs.		10,630,310.92	10,731,481.71	Total Rs.		10,630,310.92

As per Report of Even Date

CA Shrish K Inamdar



Membership No:- 038833

Place : Pune

Date : 10 AUG 2023

UDIN: 23038833 B9XADE 2925

For Modern College of Pharmacy

Principal

Place : Pune

Date :

Principal
P. E. S. Modern College of Pharmacy
Sector No.21, Yamunanagar, Nigdi,
Pune - 411 044.





Criteria 4: Infrastructure and Learning Resources



2022-23 Pharm D Infrastructure Augmentation

Progressive Education Society's
Modern College of Pharmacy (Pharm D)
Yamunanagar, Sector No.21, Nigdi
Pune - 411044

Schedule No. 2 : Fixed Assets

Particulars	WDV As On 31st March, 2022	Additions > 180 Days	Additions < 180 Days	Deletion of Assets	Total (Rs.)	Rate	Depreciation	WDV As On 31st March, 2023
Building								
LABORATORY & FACULTY ROOM DEVELOPMENT	1,121,000.00		859,856.00		1,980,856.00	10%	155,092.80	1,825,763.20
	1,121,000.00	-	859,856.00	-	1,980,856.00		155,092.80	1,825,763.20
Furniture & Fixture								
Furniture & Fixture 15-16	477,428.30	-	225,245.00	-	702,673.30	10%	59,005.80	643,667.50
Total	477,428.30	-	225,245.00	-	702,673.30		59,005.80	643,667.50
Equipments								
Sports material and gym	27,289.22		750.00		28,039.22	15%	4,149.63	23,889.59
Freezer	10,693.00				10,693.00	15%	1,603.95	9,089.05
CCTV	18,008.60		54,315.00		72,323.60	15%	6,774.92	65,548.69
LED/LCD	133,307.35		26,000.00		159,307.35	15%	21,946.10	137,361.25
Glassware	61,304.31		492,636.00		553,940.31	15%	46,143.35	507,796.95
H P Laser Printer			15,500.00		15,500.00	15%	1,162.30	14,337.70
Sound System	-	106,000.00		-	106,000.00	15%	15,900.00	90,100.00
Total	250,602.49	-	589,201.00	-	839,803.49	0.90	97,680.25	848,123.22
Computer								
Computer	99,192.00	-			99,192.00	40%	39,676.80	59,515.20
Total	99,192.00	-	-	-	99,192.00		39,676.80	59,515.20
Library Books								
Library Books 08-09	89,730.84	-	75,896.00	-	165,626.84	40%	51,071.54	114,555.30
Vehicle								
Starline Bus	-	3,077,206.00	-	-	3,077,206.00	40%	1,230,882.40	1,846,323.60
Total	89,730.84	3,077,206.00	75,896.00	-	3,242,832.84		1,281,953.94	1,960,878.90
TOTAL	2,037,953.63	3,077,206.00	1,750,198.00	-	6,865,357.63		1,633,409.59	5,337,948.02





Criteria 4: Infrastructure and Learning Resources



2021-22 UG Balance Sheet

Progressive Education Society's
Modern College of Pharmacy (U.G.)
Yamunanagar, Sector No.21, Nigdi
Pune - 411044

Balance Sheet as on 31st March, 2022

Amount as on 31st March, 2021	Liabilities	Schedule No.	Amount as on 31st March, 2022	Amount as on 31st March, 2021	Assets	Schedule No.	Amount as on 31st March, 2021
-	Development Fund		-	17,027,876.96	Fixed Assets	2	16,169,762.4
58,229,565.35	Advance from P.E. Society		55,739,565.35	51,163,518.03	Current Assets	3	66,084,777.2
8,003,493.07	Current Liabilities	1	14,102,358.51	2,412,268.09	Investments	4	2,540,010.0
15,500.00	Bank Suspense						
70,603,674.28	Total Rs.		84,794,549.75	70,603,674.28	Total Rs.		84,794,549.7

AS PER MY REPORT OF
EVEN DATE





Shrish K. Inamdar
CHARTERED ACCOUNTANT
M.No. 038833

UDIN- 22038833AZFRMG9538

26 JUL 2022

For Modern College of Pharmacy

Principal
Modern College of Pharmacy
Y.E.S. Modern College of Pharmacy
Sector No.21, Yamunanagar, Nigdi,
Pune - 411 044.
Place : Pune





Criteria 4: Infrastructure and Learning Resources



2021-22 UG Infrastructure Augmentation

Progressive Education Society's
Modern College of Pharmacy (U.G.)
Yamunanagar, Sector No.21, Nigdi
Pune - 411044

Schedule No. 2 : Fixed Assets

Block of Assets	WDV As On 31st March, 2021	Additions > 180 Days	Additions < 180 Days	Deletion of Assets	Total	Rate	Depreciation	WDV As On 31st March, 2022
Building	9,290,448.68	-	-	-	9,290,448.68	10.00%	929,044.87	8,361,403.81
Computer and Software	202,992.44	47,500.00	716,640.00	-	967,132.44	40.00%	243,524.98	723,607.46
Furniture & Fittings	4,645,948.44	18,408.00	-	-	4,664,356.44	10.00%	466,435.64	4,197,920.79
Library Book	106,066.26	11,188.00	39,612.00	-	156,866.26	40.00%	54,824.11	102,042.16
Plant and Machinery:-	1,982,097.98	-	198,907.00	-	2,181,004.98	15.00%	312,232.72	1,868,772.26
Equipment	682,883.63	29,826.00	164,907.00	-	877,616.63	15.00%	119,274.47	758,342.16
Solar Equipments	23,401.16	-	-	-	23,401.16	40.00%	9,360.46	14,040.69
Rack	12,718.38	-	-	-	12,718.38	15.00%	1,907.76	10,810.62
Fan	-	2,250.00	10,800.00	-	13,050.00	15.00%	1,147.50	11,902.50
Intangible Asset under development	81,320.00	9,600.00	30,000.00	-	120,920.00	-	-	120,920.00
Total	17,027,876.96	118,772.00	1,160,866.00	-	18,307,514.96		2,137,752.50	16,169,762.46





Criteria 4: Infrastructure and Learning Resources



Progressive Education Society's
Modern College of Pharmacy (U.G.)
Yamunanagar, Sector No.21, Nigdi
Pune - 411044

Schedule No. 2 : Fixed Assets

Particulars	WDV as on 31st March, 2021	Additions > 180 Days	Additions < 180 Days	Deletion of Assets	Total	Rate	Depreciation	WDV As On 31st March, 2022
Building	9,290,448.68	-			9,290,448.68	10%	929,044.87	8,361,403.81
Computer and Software								
Computer	36,680.77	47,500.00			84,180.77	40%	33,672.31	50,508.46
Computer Software	32,186.06		21,240.00		53,426.06	40%	17,122.43	36,303.64
Computer System	134,125.60		695,400.00		829,525.60	40%	192,730.24	636,795.36
Sub total	202,992.44	47,500.00	716,640.00		967,132.44	40%	243,524.98	723,607.46
Furniture & Fittings								
Furniture	3,580,688.74	18,408.00			3,599,096.74	10%	359,909.67	3,239,187.05
Electric Fitting	1,062,501.66				1,062,501.66	10%	106,250.17	956,251.49
Book Case	2,758.04				2,758.04	10%	275.80	2,482.24
Sub total	4,645,948.44	18,408.00	-	-	4,664,356.44	10%	466,435.64	4,197,920.79
Rack	12,718.38				12,718.38	15%	1,907.76	10,810.62
Library Book	106,066.26	11,188.00	39,612.00		156,866.26	40%	54,824.11	102,042.15
Plant and Machinery:-								
Lab Equipment:-								
Lab Equipment	1,760,891.60		178,888.00		1,939,779.60	15%	277,550.34	1,662,229.25
Library Equipment	8,599.48				8,599.48	15%	1,289.92	7,309.55
ABC Cylleder	295.76				295.76	15%	44.36	251.39
Lab.Glassware / Lab. Ware	38,051.88				38,051.88	15%	5,707.78	32,344.10
Other Machineries								
Machineries	31,492.75				31,492.75	15%	4,723.91	26,768.83
Photocopying Machine	126,168.51				126,168.51	15%	18,925.28	107,243.23
Sound System	8,485.66				8,485.66	15%	1,272.85	7,212.81
SPPU QIP Equipment	13,647.97				13,647.97	40%	5,459.19	8,188.78
SPPU QIP Sport Equipment	9,753.19				9,753.19	40%	3,901.27	5,851.91
Sports Material	8,112.35		20,019.00		28,131.35	15%	2,718.28	25,413.07
sub total	2,005,499.14	-	198,907.00	-	2,204,406.14		321,593.19	1,882,812.96





Criteria 4: Infrastructure and Learning Resources



2021-22 PG Balance Sheet

Progressive Education Society's
Modern College of Pharmacy (P.G.)
Yamunanagar, Sector No.21, Nigdi
Pune - 411044

Balance Sheet as on 31st March, 2022

Amount as on 31st March, 2021	Liabilities	Schedule No.	Amount as on 31st March, 2022	Amount as on 31st March, 2021	Assets	Schedule No.	Amount as on 31st March, 2022
-	Capital Account	1	-	7,808,123.31	Fixed Assets	2	9,095,896.12
26,756,548.68	Current Liabilities		27,645,795.68	13,409,711.21	Current Assets	3	10,842,656.84
16,876,767.50	Loan (Advance Branch Units)		22,222,253.90	2,053,665.95	Investments	4	2,500,118.95
3,305.00	Bank Suspense		-	20,365,126.36	Income & Expenditure Account	5	27,429,382.42
43,636,626.83	Total Rs.		49,868,049.58	43,636,626.83	Total Rs.		49,868,049.58

AS PER MY REPORT OF
EVEN DATE



Shrish K. Inamdar
CHARTERED ACCOUNTANT
M.No.038833

UDIN- 22038833A2FTGW5227

26 SEP 2022

For Modern College of Pharmacy

Principal

Principal

P. E. S. Modern College of Pharmacy
Sector No 21, Yamunanagar, Nigdi,
Pune - 411 044.





Criteria 4: Infrastructure and Learning Resources



2021-22 PG Infrastructure Augmentation

Progressive Education Society's
Modern College of Pharmacy (P.G.)
Yamunanagar, Sector No.21, Nigdi
Pune - 411044

Schedule No. 2 : Fixed Assets

Particulars	WDV As On 31st March, 2021	Additions > 180 Days	Additions < 180 Days	Deletion of Assets	Total (Rs.)	Rate	Depreciation	WDV As On 31st March, 2022
Building								
Aluminum Window	70,523.44	-	-	-	70,523.44	10%	7,052.34	63,471.10
Building 08-09	3,441,656.80	-	-	-	3,441,656.80	10%	344,165.68	3,097,491.12
Building 13-14	420,574.70	-	-	-	420,574.70	10%	42,057.47	378,517.23
Building 15-16	325,205.76	-	-	-	325,205.76	10%	32,520.58	292,685.18
Total	4,257,960.70	-	-	-	4,257,960.70		425,796.07	3,832,164.63
Computer								
Computer 11-12	232.25	-	-	-	232.25	40%	92.90	139.35
Computer 12-13	140.21	-	-	-	140.21	40%	56.09	84.13
Computer 13-14	161.69	-	-	-	161.69	40%	64.68	97.02
Computer 14-15	504.40	-	-	-	504.40	40%	201.76	302.64
UPS	5,031.71	-	-	-	5,031.71	40%	2,012.69	3,019.03
Total	6,070.27	-	-	-	6,070.27		2,428.11	3,642.94
Computer Software								
Computer Software 13-14	642.73	-	-	-	642.73	40%	257.09	385.64
Total	642.73	-	-	-	642.73		257.09	385.64
Equipments								
Equipments 08-09	205,087.81	-	-	-	205,087.81	15%	30,763.17	174,324.64
Equipments 09-10	168,941.13	-	-	-	168,941.13	15%	25,341.17	143,599.96
Equipments 10-11	493,780.62	-	-	-	493,780.62	15%	74,067.09	419,713.53
Equipments 11-12	31,812.43	-	-	-	31,812.43	15%	4,771.86	27,040.57
Equipments 12-13	230,756.70	-	-	-	230,756.70	15%	34,613.50	196,143.19
Equipments 13-14	163,959.48	-	-	-	163,959.48	15%	24,593.92	139,365.56
Equipments 14-15	22,040.45	-	-	-	22,040.45	15%	3,306.07	18,734.38
Equipments 15-16	58,485.89	-	-	-	58,485.89	15%	8,772.88	49,713.00
Labrotory Equipments	22,619.69	-	1,840,739.00	-	1,863,358.69	15%	141,448.38	1,721,910.30
Total	1,397,484.21	-	1,840,739.00	-	3,238,223.21		347,678.06	2,890,545.16





Criteria 4: Infrastructure and Learning Resources



Progressive Education Society's
Modern College of Pharmacy (P.G.)
Yamunanagar, Sector No.21, Nigdi
Pune - 411044

Schedule No. 2 : Fixed Assets

Particulars	WDV As On 31st March, 2021	Additions > 180 Days	Additions < 180 Days	Deletion of Assets	Total (Rs.)	Rate	Depreciation	WDV As On 31st March, 2022
Furniture & Fixture								
Furniture & Fixture 08-09	46,490.46	-	-	-	46,490.46	10%	4,649.05	41,841.42
Furniture & Fixture 10-11	222,690.17	-	-	-	222,690.17	10%	22,269.02	200,421.15
Furniture & Fixture 11-12	206,896.74	-	-	-	206,896.74	10%	20,689.67	186,207.07
Furniture & Fixture 12-13	187,914.44	-	-	-	187,914.44	10%	18,791.44	169,122.99
Furniture & Fixture 13-14	602,558.48	-	-	-	602,558.48	10%	60,255.85	542,302.63
Furniture & Fixture 14-15	44,003.31	-	-	-	44,003.31	10%	4,400.33	39,602.98
Furniture & Fixture 15-16	84,361.36	-	-	-	84,361.36	10%	8,436.14	75,925.22
Electrical Fittings	227,191.03	-	-	-	227,191.03	10%	22,719.10	204,471.93
Total	1,622,105.99	-	-	-	1,622,105.99		162,210.60	1,459,895.39
Generator	177,169.26	-	-	-	177,169.26	15%	26,575.39	150,593.87
Total	177,169.26	-	-	-	177,169.26		26,575.39	150,593.87
LAB Instrument	31,296.32	-	81,462.00	-	112,758.32	15%	10,804.10	101,954.22
Total	31,296.32	-	81,462.00	-	112,758.32		10,804.10	101,953.42
Library Books								
Library Books 08-09	47.69	-	-	-	47.69	40%	19.08	28.61
Library Books 09-10	35.12	-	-	-	35.12	40%	14.05	21.07
Library Books 10-11	6.10	-	-	-	6.10	40%	2.44	3.66
Library Books 11-12	337.14	-	-	-	337.14	40%	134.86	202.28
Library Books 12-13	249.51	-	-	-	249.51	40%	99.80	149.71
Library Book	34,523.52	67,148.00	-	-	101,671.52	40%	40,668.61	61,002.91
Library Books 13-14	219.36	-	-	-	219.36	40%	87.74	131.62
Library Books 14-15	610.63	-	-	-	610.63	40%	244.25	366.38
Library Books 15-16	206.70	-	-	-	206.70	40%	82.68	124.02
Library Books 16-17	2,446.20	-	-	-	2,446.20	40%	978.48	1,467.72
Total	38,681.96	67,148.00	-	-	105,829.96		42,331.99	63,497.99
Office Equipments								
Air Conditioner	21,052.71	-	-	-	21,052.71	15%	3,157.91	17,894.80
Office Equipments	20,461.85	-	-	-	20,461.85	15%	3,069.28	17,392.57
Office Equipments 12-13	51,526.79	-	-	-	51,526.79	15%	7,729.02	43,797.77
Office Equipments 13-14	25,709.99	-	-	-	25,709.99	15%	3,856.50	21,853.49
Refrigerator	11,420.01	-	-	-	11,420.01	15%	1,713.00	9,707.01
Statue and Painting	78,422.50	-	-	-	78,422.50	15%	11,763.37	66,659.12
Telephone Instrument	6,369.68	-	-	-	6,369.68	15%	955.45	5,414.23
Television	18,554.93	-	-	-	18,554.93	15%	2,783.24	15,771.69
Water Cooler	43,193.40	-	-	-	43,193.40	15%	6,479.01	36,714.39
Smart Board-21-22	-	-	387,040.00	-	387,040.00	15%	29,028.00	358,012.00
Total	276,711.86	-	387,040.00	-	663,751.86		70,534.78	593,217.08
Grand Total	7,808,123.29	67,148.00	2,309,241.00	-	10,184,512.29		1,088,616.18	9,095,896.12





Criteria 4: Infrastructure and Learning Resources



2021-22 Pharm D Balance Sheet

Progressive Education Society's
Modern College of Pharmacy (Pharm D)
Yamunanagar, Sector No.21, Nigdi
Pune - 411044

Balance Sheet as on 31st March, 2022

Amount as on 31st March, 2021	Liabilities	Schedule No.	Amount as on 31st March, 2022	Amount as on 31st March, 2021	Assets	Schedule No.	Amount as on 31st March, 2022
-	Development Fund		-	420,087.39	Fixed Assets	2	2,037,953.61
450,854.00	Current Liabilities	1	7,504,851.70	-	Investments	3	308,665.00
4,430,798.59	Income and Expenditure Account	7	3,226,630.01	4,461,565.20	Current Assets	4	8,384,863.10
4,881,652.59	Total Rs.		10,731,481.71	4,881,652.59	Total Rs.		10,731,481.71

AS PER MY REPORT OF
EVEN DATE
2
Shrish K. Inamdar
CHARTERED ACCOUNTANT
M.No.038833
26 SEP 2022

For Modern College of Pharmacy
Principal
Principal
P. E. S. Modern College of Pharmacy
Sector No.21, Yamunanagar, Nigdi,
Pune - 411 044.





Criteria 4: Infrastructure and Learning Resources



2021-22 Pharm D Infrastructure Augmentation

Progressive Education Society's
Modern College of Pharmacy (Pharm D)
Yamunanagar, Sector No.21, Nigdi
Pune - 411044

Schedule No. 2 : Fixed Assets

Particulars	WDV As On 31st March, 2021	Additions > 180 Days	Additions < 180 Days	Deletion of Assets	Total (Rs.)	Rate	Depreciation	WDV As On 31st March, 2022
Building								
LABORATORY & FACULTY ROOM DEVELOPMENT	-		1,180,000.00		1,180,000.00	10%	59,000.00	1,121,000.00
	-	-	1,180,000.00	-	1,180,000.00		59,000.00	1,121,000.00
Furniture & Fixture								
Furniture & Fixture 15-16	140,741.55	-	369,222.00	-	509,963.55	10%	32,535.26	477,428.30
Total	140,741.55	-	369,222.00	-	509,963.55		32,535.26	477,428.30
Equipments								
Sports material and gym	32,104.95				32,104.95	15%	4,815.74	27,289.21
Freezer	12,580.00				12,580.00	15%	1,887.00	10,693.00
CCTV	21,186.59				21,186.59	15%	3,177.99	18,008.60
LED/LCD	18,082.18		127,500.00		145,582.18	15%	12,274.83	133,307.35
Glassware	72,122.72				72,122.72	15%	10,818.41	61,304.31
Total	156,076.44	-	127,500.00	-	283,576.44		32,973.97	250,602.47
Computer								
Computer	26,820.00	138,500.00			165,320.00	40%	66,128.00	99,192.00
Total	26,820.00	138,500.00	-	-	165,320.00		66,128.00	99,192.00
Library Books								
Library Books 08-09	96,449.40	53,102.00	-	-	149,551.40	40%	59,820.56	89,730.84
Total	96,449.40	53,102.00	-	-	149,551.40		59,820.56	89,730.84
TOTAL	420,087.39	191,602.00	1,676,722.00	-	2,288,411.39		250,457.78	2,037,953.61





Criteria 4: Infrastructure and Learning Resources



2020-21 UG Balance Sheet

Progressive Education Society's
Modern College of Pharmacy (U.G.)
Yamunanagar, Sector No.21, Nigdi
Pune - 411044

Balance Sheet as on 31st March, 2021

Amount as on 31st March, 2020	Liabilities	Schedule No.	Amount as on 31st March, 2021	Amount as on 31st March, 2020	Assets	Schedule No.	Amount as on 31st March, 2021
-	Development Fund		-	19,084,568.87	Fixed Assets	2	17,027,876.5
59,278,014.35	Advance from P.E. Society		58,229,565.35	31,124,823.75	Current Assets	3	51,155,928.0
4,017,224.25	Current Liabilities	1	8,018,993.07	2,274,166.09	Investments	4	2,412,268.0
-	Income & Expenditure Account		4,347,514.61	11,496,679.89	Income & Expenditure Account	5	-
63,295,238.60	Total Rs.		70,596,073.03	63,980,238.60	Total Rs.		70,596,073.0

AS PER MY REPORT OF
EVEN DATE
2
Shrish K. Inamdar
CHARTERED ACCOUNTANT
M.No.038833

UDIN:-21038833AAAAFD7160

30 DEC 2021

For Modern College of Pharmacy

Principal
Modern College of Pharmacy
P.E. S. Modern College of Pharmacy
Sector No.21, Yamunanagar, Nigdi,
Pune - 411 044.



Criteria 4: Infrastructure and Learning Resources



2020-21 UG Infrastructure Augmentation

Progressive Education Society's
Modern College of Pharmacy (U.G.)
Yamunanagar, Sector No.21, Nigdi
Pune - 411044

Schedule No. 2 : Fixed Assets

Block of Assets	WDV As On 31st March, 2020	Additions > 180 Days	Additions < 180 Days	Deletion of Assets	Total	Rate	Depreciation	WDV As On 31st March, 2021
Building	10,322,720.75	-	-	-	10,322,720.75	10.00%	1,032,272.08	9,290,448.68
Computer and Software	338,320.73	-	-	-	338,320.73	40.00%	135,328.29	202,992.44
Furniture & Fittings	5,162,164.93	-	-	-	5,162,164.93	10.00%	516,216.49	4,645,948.44
Library Book	107,010.44	22,000.00	35,825.00	-	164,835.44	40.00%	58,769.18	106,066.26
Plant and Machinery:-	2,331,879.98	-	-	-	2,331,879.98	15.00%	349,782.00	1,982,097.98
Equipment	736,507.31	-	61,462.00	-	797,969.31	15.00%	115,085.73	640,804.05
Solar Equipments	39,001.93	-	-	-	39,001.93	40.00%	15,600.77	23,401.16
Rack	14,962.80	-	-	-	14,962.80	15.00%	2,244.42	12,718.38
Intangible Asset under development	32,000.00	49,320.00	-	-	81,320.00	-	-	81,320.00
Total	19,084,568.87	71,320.00	97,287.00	-	19,253,175.87		2,225,298.96	17,027,876.91





Criteria 4: Infrastructure and Learning Resources



2020-21 PG Balance Sheet

Progressive Education Society's
Modern College of Pharmacy (P.G.)
Yamunanagar, Sector No.21, Nigdi
Pune - 411044

Balance Sheet as on 31st March, 2021

Amount as on 31st March, 2020	Liabilities	Schedule No.	Amount as on 31st March, 2021	Amount as on 31st March, 2020	Assets	Schedule No.	Amount as on 31st March, 2021
-	Capital Account	1	-	8,823,956.89	Fixed Assets	2	7,808,118.55
1,541,612.68	Current Liabilities		5,134,469.68	6,845,590.00	Current Assets	3	13,409,711.21
22,336,665.00	Advance from PE Society		21,575,384.00	1,631,630.70	Investments	4	2,053,665.95
15,135,935.50	Loan (Advance Branch Units)		16,876,767.50	21,713,035.59	Income & Expenditure Account	5	20,315,125.47
39,014,213.18	Total Rs.		43,586,621.18	39,014,213.18	Total Rs.		43,586,621.18

AS PER MY REPORT OF
EVEN DATE

Shrish K. Inamdar
CHARTERED ACCOUNTANT
M.No.038833

UDIN: 21038833AAAAEV2683

30 DEC 2021

For Modern College of Pharmacy

Principal

P. E. S. Modern College of Pharmacy
Sector No.21, Yamunanagar, Nigdi,
Pune - 411 044.



Criteria 4: Infrastructure and Learning Resources



2020-21 PG Infrastructure Augmentation

Progressive Education Society's
Modern College of Pharmacy (P.G.)
Yamunanagar, Sector No.21, Nigdi
Pune - 411044

Schedule No. 2 : Fixed Assets

Particulars	WDV As On 31st March, 2020	Additions > 180 Days	Additions < 180 Days	Deletion of Assets	Total (Rs.)	Rate	Depreciation	WDV As On 31st March, 2021
Building								
Aluminum Window	78,359.38	-	-	-	78,359.38	10%	7,835.94	70,523.44
Building 08-09	3,824,063.11	-	-	-	3,824,063.11	10%	382,406.31	3,441,656.80
Building 13-14	467,305.22	-	-	-	467,305.22	10%	46,730.52	420,574.70
Building 15-16	361,339.73	-	-	-	361,339.73	10%	36,133.97	325,205.76
Total	4,731,067.44	-	-	-	4,731,067.44		473,106.74	4,257,960.70
Computer								
Computer 11-12	386.32	-	-	-	386.32	40%	154.53	231.79
Computer 12-13	233.69	-	-	-	233.69	40%	93.48	140.21
Computer 13-14	269.49	-	-	-	269.49	40%	107.80	161.69
Computer 14-15	840.67	-	-	-	840.67	40%	336.27	504.40
UPS	8,386.99	-	-	-	8,386.99	40%	3,354.80	5,032.19
Total	10,117.16	-	-	-	10,117.16		4,046.88	6,070.28
Computer Software								
Computer Software 13-14	1,071.22	-	-	-	1,071.22	40%	428.49	642.73
Total	1,071.22	-	-	-	1,071.22		428.49	642.73
Equipments								
Equipments 08-09	241,279.78	-	-	-	241,279.78	15%	36,191.97	205,087.81
Equipments 09-10	198,754.27	-	-	-	198,754.27	15%	29,813.14	168,941.13
Equipments 10-11	580,918.38	-	-	-	580,918.38	15%	87,137.76	493,780.62
Equipments 11-12	37,426.39	-	-	-	37,426.39	15%	5,613.96	31,812.43
Equipments 12-13	271,478.47	-	-	-	271,478.47	15%	40,721.77	230,756.70
Equipments 13-14	192,893.51	-	-	-	192,893.51	15%	28,934.03	163,959.48
Equipments 14-15	25,929.03	-	-	-	25,929.03	15%	3,889.35	22,039.68
Equipments 15-16	68,806.95	-	-	-	68,806.95	15%	10,321.04	58,485.91
Labrotory Equipments	26,611.42	-	-	-	26,611.42	15%	3,991.71	22,619.71
Total	1,644,098.20	-	-	-	1,644,098.20		246,614.73	1,397,483.47





Criteria 4: Infrastructure and Learning Resources




2020-21 Pharm D Balance Sheet

Progressive Education Society's
Modern College of Pharmacy (Pharm D)
Yamunanagar, Sector No.21, Nigdi
Pune - 411044

Balance Sheet as on 31st March, 2021

Amount as on 31st March, 2020	Liabilities	Schedule No.	Amount as on 31st March, 2021	Amount as on 31st March, 2020	Assets	Schedule No.	Amount as on 31st March, 2021
-	Development Fund		-	545,447.84	Fixed Assets	3	420,087.39
605,015.00	Current Liabilities	1	450,854.00	2,543,888.20	Current Assets	2	4,461,565.20
2,484,321.04	Income and Expenditure Account	7	4,430,798.59				-
3,089,336.04	Total Rs.		4,881,652.59	3,089,336.04	Total Rs.		4,881,652.59



Shrish K. Inamdar
CHARTERED ACCOUNTANT
M.No. 038833

UDIN: 24038833AAAAEY4709
30 DEC 2021

For Modern College of Pharmacy

Principal
P. E. S. Modern College of Pharmacy
Sector No.21, Yamunanagar, Nigdi,
Pune - 411 044.



Criteria 4: Infrastructure and Learning Resources



2020-21 Pharm D Infrastructure Augmentation

Progressive Education Society's
Modern College of Pharmacy (Pharm D)
Yamunanagar, Sector No.21, Nigdi
Pune - 411044

Schedule No. 3 : Fixed Assets

Particulars	WDV As On 31st March, 2020	Additions > 180 Days	Additions < 180 Days	Deletion of Assets	Total (Rs.)	Rate	Depreciation	WDV As On 31st March, 2021
Furniture & Fixture								
Furniture & Fixture 15-16	156,379.50	-		-	156,379.50	10%	15,637.95	140,741.55
Total	156,379.50	-	-	-	156,379.50		15,637.95	140,741.55
Equipments								
Sports material and gym	37,770.53				37,770.53	15%	5,665.58	32,104.95
Freezer	14,800.00				14,800.00	15%	2,220.00	12,580.00
CCTV	24,925.40				24,925.40	15%	3,738.81	21,186.59
LED/LCD	21,273.15				21,273.15	15%	3,190.97	18,082.18
Glassware	84,850.26				84,850.26	15%	12,727.54	72,122.72
Total	183,619.34	-	-	-	183,619.34		27,542.90	156,076.44
Computer								
Computer	44,700.00				44,700.00	40%	17,880.00	26,820.00
Total		-	-	-	44,700.00		17,880.00	26,820.00
Library Books								
Library Books 08-09	160,749.00		-	-	160,749.00	40%	64,299.60	96,449.40
Total	160,749.00	-	-	-	160,749.00		64,299.60	96,449.40
TOTAL	545,447.84	-	-	-	545,447.84		125,360.45	420,087.39





Criteria 4: Infrastructure and Learning Resources



2019-20 UG Balance Sheet

Progressive Education Society's
Modern College of Pharmacy (U.G.) Yamunanagar, Sector No.21, Nigdi
Pune - 411044

Balance Sheet as on 31st March, 2020


Amount as on 31st March, 2019	Liabilities	Schedule No.	Amount as on 31st March, 2020	Amount as on 31st March, 2019	Assets	Schedule No.	Amount as on 31st March, 2020
-	Development Fund	1	-	21,310,937.97	Fixed Assets	2	19,084,568.87
60,236,845.35	Advance from P.E. Society		59,278,014.35	26,499,860.14	Current Assets	3	31,124,823.75
4,421,915.40	Current Liabilities		4,702,224.25	2,623,331.82	Investments	4	2,274,166.09
				14,224,630.84	Income & Expenditure Account	5	11,496,679.89
64,658,760.75	Total Rs.		63,980,238.60	64,658,760.77	Total Rs.		63,980,238.60

AS PER MY REPORT OF
EVEN DATE


Shrish K. Inamdar
CHARTERED ACCOUNTANT
M.No.038833

UDIN: 20038833AAAAV8986

26 NOV 2020


Principal
P. E. S. Modern College of Pharmacy
Yamunanagar, Sector No.21, Nigdi,
Pune - 411 044.





Criteria 4: Infrastructure and Learning Resources



2019-20 UG Infrastructure Augmentation

Progressive Education Society's Modern College of Pharmacy (U.G.) Yamunanagar, Sector No.21, Nigdi Pune - 411044

Schedule No. 2 : Fixed Assets

Particulars	WDV as on 31st March, 2019	Additions > 180 Days	Additions < 180 Days	Deletion of Assets	Total	Rate	Depreciation	WDV As On 31st March, 2020
Building	1,14,69,689.72	-	-	-	1,14,69,689.72	10%	11,46,968.97	1,03,22,720.75
Computer and Software								
Computer	27,391.04	74,500.00	-	-	1,01,891.04	40%	40,756.42	61,134.62
Computer Software	29,405.73	60,000.00	-	-	89,405.73	40%	35,762.29	53,643.44
Computer System	1,271.11	3,71,300.00	-	-	3,72,571.11	40%	1,49,028.44	2,23,542.67
Sub total	58,067.88	5,05,800.00	-	-	5,63,867.88	40%	2,25,547.15	3,38,320.73
Furniture & Fittings								
Furniture	44,20,603.38	-	-	-	44,20,603.38	10%	4,42,060.34	39,78,543.04
Electric Fitting	13,11,730.44	-	-	-	13,11,730.44	10%	1,31,173.04	11,80,557.40
Book Case	3,404.97	-	-	-	3,404.97	10%	340.50	3,064.46
Sub total	57,35,738.79	-	-	-	57,35,738.79	10%	5,73,573.88	51,62,164.90
Rack			16,176.00		16,176.00	15%	1,213.20	14,962.80
Library Book	1,38,234.07	26,750.00	10,025.00	-	1,75,009.07	40%	67,998.63	1,07,010.44
Plant and Machinery:-								
Lab Equipment:-								
Lab Equipment	24,31,557.08		5,204.00	-	24,36,761.08	15%	3,65,123.86	20,71,637.22
Library Equipment	11,902.40	-	-	-	11,902.40	15%	1,785.36	10,117.04
ABC Cylleder	409.35	-	-	-	409.35	15%	61.40	347.95
Lab.Glassware / Lab. Ware	52,666.97	-	-	-	52,666.97	15%	7,900.05	44,766.92
Other Machineriies								
Machineriies	43,588.58	-	-	-	43,588.58	15%	6,538.29	37,050.29
Photocopying Machine	1,74,627.69	-	-	-	1,74,627.69	15%	26,194.15	1,48,433.54
Sound System	11,744.86	-	-	-	11,744.86	15%	1,761.73	9,983.13
SPPU QIP Equipment	37,911.03	-	-	-	37,911.03	40%	15,164.41	22,746.62
SPPU QIP Sport Equipment	27,092.18	-	-	-	27,092.18	40%	10,836.87	16,255.31
Sports Material	11,228.17	-	-	-	11,228.17	15%	1,684.23	9,543.94
Sub total	28,02,728.31	-	5,204.00		28,07,932.31	15%	4,37,050.36	23,70,881.95

Progressive Education Society's Modern College of Pharmacy, Nigdi, Pune 411044



Criteria 4: Infrastructure and Learning Resources



Progressive Education Society's Modern College of Pharmacy (U.G.) Yamunanagar, Sector No.21, Nigdi Pune - 411044

Schedule No. 2 : Fixed Assets (Continue)

Particulars	WDV as on 31st March, 2019	Additions > 180 Days	Additions < 180 Days	Deletion of Assets	Total	Rate	Depreciation	WDV As On 31st March, 2020
Equipment								
Office Equipment:-								
Air Cooler	11,899.55	-	-	-	11,899.55	15%	1,784.93	10,114.62
Camera	3,425.04	-	-	-	3,425.04	15%	513.76	2,911.28
CCTV	2,18,214.61	-	-	-	2,18,214.61	15%	32,732.19	1,85,482.42
Data Projector	12,857.71	-	-	-	12,857.71	15%	1,928.66	10,929.05
Dead Stock	172.45	-	-	-	172.45	15%	25.87	146.58
DLP Projector	1,50,053.50	-	-	-	1,50,053.50	15%	22,508.03	1,27,545.48
Printer-								
H.P.Laser Printer	19,269.47	-	-	-	19,269.47	15%	2,890.42	16,379.05
Sharp AR 5320N	24,776.44	-	-	-	24,776.44	15%	3,716.47	21,059.97
L C D	4,014.37	-	-	-	4,014.37	15%	602.16	3,412.21
LED TV 15-16	39,672.48	-	-	-	39,672.48	15%	5,950.87	33,721.61
Micro Oven	6,419.13	-	-	-	6,419.13	15%	962.87	5,456.26
Mobile	2,658.22	-	-	-	2,658.22	15%	398.73	2,259.49
Other Office Equipment	3,02,324.25	-	-	-	3,02,324.25	15%	45,348.64	2,56,975.61
Other Assets	70,721.98	-	-	-	70,721.98	15%	10,608.30	60,113.68
Sub total	8,66,479.20	-	-	-	8,66,479.20	15%	1,29,971.88	7,36,507.32
SPPU- QIP- Solar Equipments	2,08,000.00	-		1,50,000.00	58,000.00	40%	58,000.00	-
Intangible Asset under development								
Patent WIP	32,000.00	-	-	-	32,000.00	-	-	32,000.00
Sub total	32,000.00	-	-	-	32,000.00	-	-	32,000.00
Total	2,13,10,937.97	5,32,550.00	31,405.00	1,50,000.00	2,17,24,892.97		26,40,324.07	1,90,84,568.92





Criteria 4: Infrastructure and Learning Resources





Criteria 4: Infrastructure and Learning Resources



2019-20 PG Balance Sheet

Progressive Education Society's
Modern College of Pharmacy (P.G.)
Yamunanagar, Sector No.21, Nigdi Pune - 411044

Balance Sheet as on 31st March, 2020

Amount as on 31st March, 2019	Liabilities	Schedule No.	Amount as on 31st March, 2020	Amount as on 31st March, 2019	Assets	Schedule No.	Amount as on 31st March, 2020
-	Capital Account			98,51,982.38	Fixed Assets	2	8,823,956.89
3,93,73,805.68	Current Liabilities	1	23,878,277.68	58,14,520.96	Current Assets	3	6,845,590.00
	Loan (Advance Branch Units)		15,135,935.50	13,74,505.00	Investments	4	1,631,630.70
				2,23,32,797.36	Income & Expenditure Account	5	21,713,035.59
3,93,73,805.68	Total Rs.		39,014,213.18	3,93,73,805.70	Total Rs.		39,014,213.18

AS PER MY REPORT OF
EVEN DATE

Shrish K. Inamdar
CHARTERED ACCOUNTANT
M.No. 038833

UDIN: 20038833AAAA138742

6 NOV 2020




Principal
P. E. S. Modern College of Pharmacy
Sector No.21, Yamunanagar, Nigdi,
Pune - 411 044.



Criteria 4: Infrastructure and Learning Resources



2019-20 PG Infrastructure Augmentation

Progressive Education Society's
Modern College of Pharmacy (P.G.)
Yamunanagar, Sector No.21, Nigdi Pune - 411044

Schedule No :2 Fixed Assets

Particulars	WDV As On 31st March, 2019	Additions > 180 Days	Additions < 180 Days	Deletion of Assets	Total (Rs.)	Rate	Depreciation	WDV As On 31st March, 2020
Building	87,065.98	-	-	-	87,065.98	10%	8,706.60	78,359.38
Aluminum Window	42,48,959.01	-	-	-	42,48,959.01	10%	4,24,895.90	38,24,063.11
Building 08-09	5,19,228.02	-	-	-	5,19,228.02	10%	51,922.80	4,67,305.22
Building 13-14	4,01,488.59	-	-	-	4,01,488.59	10%	40,148.86	3,61,339.73
Building 15-16								
Total	52,56,741.60	-	-	-	52,56,741.60		525,674.16	47,31,067.44
Computer	645.14	-	-	-	645.14	40%	258.06	387.08
Computer 11-12	389.49	-	-	-	389.49	40%	155.80	233.69
Computer 12-13	449.15	-	-	-	449.15	40%	179.66	269.49
Computer 13-14	1,401.12	-	-	-	1,401.12	40%	560.45	840.67
Computer 14-15 UPS	13,976.99	-	-	-	13,976.99	40%	5,590.80	8,386.19
Total	16,861.89	-	-	-	16,861.89		6,744.76	10,117.91
Computer Software								
Computer Software 13-14	1,785.37	-	-	-	1,785.37	40%	714.15	1,071.22
Total	1,785.37	-	-	-	1,785.37		714.15	1,071.22
Equipments	2,83,858.57	-	-	-	2,83,858.57	15%	42,578.79	2,41,279.78
Equipments 08-09	2,33,828.55	-	-	-	2,33,828.55	15%	35,074.28	1,98,754.27
Equipments 09-10	6,83,433.39	-	-	-	6,83,433.39	15%	1,02,515.01	5,80,918.38
Equipments 10-11	44,031.05	-	-	-	44,031.05	15%	6,604.66	37,426.39
Equipments 11-12	3,19,386.43	-	-	-	3,19,386.43	15%	47,907.96	2,71,478.47
Equipments 12-13	2,26,933.54	-	-	-	2,26,933.54	15%	34,040.03	1,92,893.51
Equipments 13-14	30,504.74	-	-	-	30,504.74	15%	4,575.71	25,929.03
Equipments 14-15	80,949.35	-	-	-	80,949.35	15%	12,142.40	68,806.94
Total	19,34,233.17	-	-	-	19,34,233.17		2,90,134.98	16,44,098.20





Criteria 4: Infrastructure and Learning Resources



Progressive Education Society's
Modern College of Pharmacy (P.G.)
Yamunanagar, Sector No.21, Nigdi Pune - 411044
Schedule No :2 Fixed Assets (continued)

Particulars	WDV As On 31st March, 2019	Additions > 180 Days	Additions < 180 Days	Deletion of Assets	Total (Rs.)	Rate	Depreciation	WDV As On 31st March, 2020
Furniture & Fixture	57,395.63	-	-	-	57,395.63	10%	5,739.56	51,656.07
Furniture 08-09	2,74,926.13	-	-	-	2,74,926.13	10%	27,492.61	2,47,433.52
Fixture 10-11	2,55,428.08	-	-	-	2,55,428.08	10%	25,542.81	2,29,885.27
Fixture 11-12	2,31,993.13	-	-	-	2,31,993.13	10%	23,199.31	2,08,793.82
Fixture 12-13	7,43,899.36	-	-	-	7,43,899.36	10%	74,389.94	6,69,509.42
Fixture 13-14	54,325.08	-	-	-	54,325.08	10%	5,432.51	48,892.57
Fixture 14-15	1,04,149.82	-	-	-	1,04,149.82	10%	10,414.98	93,734.84
Fixture 15-16 Electrical Fittings	2,80,482.75	-	-	-	2,80,482.75	10%	28,048.28	2,52,434.48
Total	20,02,599.98	-	-	-	20,02,599.98		2,00,260.00	18,02,339.98
Generator	2,45,216.96	-	-	-	2,45,216.96	15%	36,782.54	2,08,434.42
Total	2,45,216.96	-	-	-	2,45,216.96		36,782.54	2,08,434.42
LAB Instrument			46,024.00		46,024.00	40%	9,204.80	36,819.20
Total	-	-	46,024.00	-	46,024.00		9,204.80	36,819.20
Library Books	132.46	-	-	-	132.46	40%	52.98	79.48
Library Books 08-09	97.56	-	-	-	97.56	40%	39.02	58.54
Library Books 09-10	16.93	-	-	-	16.93	40%	6.77	10.16
Library Books 10-11	936.50	-	-	-	936.50	40%	374.60	561.90
Library Books 11-12	693.09	-40,832.00	-41,300.00	-	693.09	40%	277.24	415.85
Library Books 12-13	609.34	-	-	-	82,132.00	40%	24,592.80	57,539.20
Book Library Books 13-14	1,696.18	-	-	-	609.34	40%	243.74	365.60
Total	11,551.22	40,832.00	41,300.00	-	93,683.22		29,213.29	64,469.94
Office Equipments	29,138.69	-	-	-	29,138.69	15%	4,370.80	24,767.89
Conditioner Office	28,320.89	-	-	-	28,320.89	15%	4,248.13	24,072.76
Equipments	71,317.35	-	-	-	71,317.35	15%	10,697.60	60,619.75
Office Equipments 12-13	35,584.76	-	-	-	35,584.76	15%	5,337.71	30,247.05
Office Equipments 13-14	15,806.25	-	-	-	15,806.25	15%	2,370.94	13,435.31
Refrigerator	1,08,543.25	-	-	-	1,08,543.25	15%	16,281.49	92,261.76
Statue and Painting	8,816.17	-	-	-	8,816.17	15%	1,322.43	7,493.74
Telephone Instrument	25,681.57	-	-	-	25,681.57	15%	3,852.24	21,829.33
Television	59,783.26	-	-	-	59,783.26	15%	8,967.49	50,815.77
Water Cooler		-	-	-				
Total	3,82,992.19	-	-	-	3,82,992.19		57,448.81	3,25,543.37
Grand Total	98,51,982.38	40,832.00	87,324.00	-	99,80,138.38		11,56,177.48	88,23,960.89





Criteria 4: Infrastructure and Learning Resources



2019-20 Pharm D Balance Sheet

Progressive Education Society's
Modern College of Pharmacy (Pharm D)
Yamunanagar, Sector No.21, Nigdi Pune - 411044

Balance Sheet as on 31st March, 2020

Amount as on 31st March,	Liabilities	Schedule No.	Amount as on 31st March,	Amount as on 31st March,	Assets	Schedule No.	Amount as on 31st March,
-	Development Fund		-	2,26,555.00	Fixed Assets	3	5,45,447.84
7,72,229.80	Current Liabilities	1	6,05,015.00	16,21,751.00	Current Assets	2	25,43,888.20
10,76,076.20	Income and Expenditure Account	7	24,84,321.04				-
18,48,306.00	Total Rs.		30,89,336.04	18,48,306.00	Total Rs.		30,89,336.04

AS PER MY REPORT OF
EVEN DATE
2
UDIN, - 20038833A AACU4753
26 NOV 2020



Shri R. Inamdar
CHARTERED ACCOUNTANT
M.No.038833

Principal
P. E. S. Modern College of Pharmacy
Yamunanagar, Sector No.21, Nigdi,
Pune - 411 044.





2019-20 Pharm D Infrastructure Augmentation

Progressive Education Society's Modern College of Pharmacy (Pharm D) Yamunanagar, Sector No.21, Nigdi
Pune - 411044

Schedule No. 3 : Fixed Assets

Particulars	WDV As On 31st March, 2019	Additions > 180 Days	Additions < 180 Days	Deletion of Assets	Total (Rs.)	Rate	Depreciation
Furniture & Fixture							
Furniture & Fixture 15-16	1,73,755.00	-	-	-	1,73,755.00	10%	17,375.50
Total	1,73,755.00	-	-	-	1,73,755.00		17,375.50
Equipments							
Sports material and			40,833.00		40,833.00	15%	3,062.48
Freezer			16,000.00		16,000.00	15%	1,200.00
CCTV		29,324.00		-	29,324.00	15%	4,398.60
LED/LCD			22,998.00		22,998.00	15%	1,724.85
Glassware		13,576.84	79,254.00		92,830.84	15%	7,980.58
Total	-	42,900.84	1,59,085.00	-	2,01,985.84		18,366.50
computer							
computer		74,500.00			74,500.00	40%	29,800.00
Total		74,500.00	-	-	74,500.00		29,800.00
Library Books							
Library Books 08-09	52,800.00	2,15,115.00	-	-	2,67,915.00	40%	1,07,166.00
Total	52,800.00	2,15,115.00	-	-	2,67,915.00		1,07,166.00
TOTAL	2,26,555.00	3,32,515.84	1,59,085.00	-	7,18,155.84		1,72,708.00





Criteria 4: Infrastructure and Learning Resources



2018-19 UG Balance Sheet

Progressive Education Society's
Modern College of Pharmacy (U.G.)
Yamunanagar, Sector No.21, Nigdi
Pune - 411044

Balance Sheet as on 31st March, 2019

Amount as on 31st March, 2018	Liabilities	Schedule No.	Amount as on 31st March, 2019	Amount as on 31st March, 2018	Assets	Schedule No.	Amount as on 31st March, 2019
	Development Fund			2,39,25,635.19	Fixed Assets	2	2,13,10,937.95
5,93,79,359.35	Advance from P.E. Society		6,02,36,845.35	2,70,47,447.79	Current Assets	3	2,64,99,860.14
59,21,229.00	Current Liabilities	1	44,21,915.40	20,27,382.56	Investments	4	26,23,331.82
				1,23,00,122.81	Income & Expenditure Account	5	1,42,24,630.84
6,53,00,588.35	Total Rs.		6,46,58,760.75	6,53,00,588.35	Total Rs.		6,46,58,760.75


AS PER MY REPORT OF
EVEN DATE



Shrish K. Inamdar
CHARTERED ACCOUNTANT
M.No.036833

25 SEP 2019




Principal
P. E. S. Modern College of Pharmacy
Yamunanagar, Sector No.21, Nigdi,
Pune - 411 044.



Criteria 4: Infrastructure and Learning Resources



2018-19 UG Infrastructure Augmentation

Progressive Education Society's
Modern College of Pharmacy (U.G.)
Yamunanagar, Sector No.21, Nigdi
Pune - 411044

Schedule No. 2 : Fixed Assets

Block of Assets	WDV as on 31st March, 2018	Additions > 180 Days	Additions < 180 Days	Deletion of Assets	Total	Rate	Depreciation	WDV As On 31st March, 2019
Building	1,27,44,099.69	-	-	-	1,27,44,099.69	10%	12,74,409.97	1,14,69,689.72
Computer and Software	96,779.79	-	-	-	96,779.79	40%	38,711.92	58,067.87
Furniture & Fittings	62,67,707.11	-	99,792.00	-	63,67,499.11	10%	6,31,760.31	57,35,738.79
Library Book	1,27,917.79	36,707.00	49,324.00	-	2,13,948.79	40%	75,714.72	1,38,234.07
Plant and Machinery:-	32,97,327.35	-	-	-	32,97,327.36	15%	4,94,599.11	28,02,728.25
Equipment	9,99,803.43	-	17,996.00	-	10,17,799.43	15%	1,51,320.21	8,66,479.21
Solar Equipments	3,60,000.00	-	-	1,00,000.00	2,60,000.00	40%	52,000.00	2,08,000.00
Intangible Asset under development	32,000.00	-	-	-	32,000.00	0%	-	32,000.00
Total	2,39,25,635.16	36,707.00	1,67,112.00	1,00,000.00	2,40,29,454.17		27,18,516.24	2,13,10,937.95





Criteria 4: Infrastructure and Learning Resources



Progressive Education Society's
Modern College of Pharmacy (U.G.)
Yamunanagar, Sector No.21, Nigdi
Pune - 411044

Schedule No. 2 : Fixed Assets

Particulars	WDV as on 31st March, 2018	Additions > 180 Days	Additions < 180 Days	Deletion of Assets	Total	Rate	Depreciation	WDV As On 31st March, 2019
Building	1,27,44,099.69	-	-	-	1,27,44,099.69	10%	12,74,409.97	1,14,69,689.72
Computer and Software								
Computer	45,651.73	-	-	-	45,651.73	40%	18,260.69	27,391.04
Computer Software	49,009.55	-	-	-	49,009.55	40%	19,603.82	29,405.73
Computer System	2,118.51	-	-	-	2,118.51	40%	847.40	1,271.11
Sub total	96,779.79	-	-	-	96,779.79	40%	38,711.92	58,067.87
Furniture & Fittings								
Furniture	48,06,445.53	-	99,792.00	-	49,06,237.53	10%	4,85,634.15	44,20,603.38
Electric Fitting	14,57,478.27	-	-	-	14,57,478.27	10%	1,45,747.83	13,11,730.44
Book Case	3,783.31	-	-	-	3,783.31	10%	378.33	3,404.97
Sub total	62,67,707.11	-	99,792.00	-	63,67,499.11	10%	6,31,760.31	57,35,738.79
Library Book	1,27,917.79	36,707.00	49,324.00	-	2,13,948.79	40%	75,714.72	1,38,234.07
Plant and Machinery:-								
Lab Equipment:-								
Lab Equipment	28,60,655.34	-	-	-	28,60,655.34	15%	4,29,098.30	24,31,557.03
Library Equipment	14,002.82	-	-	-	14,002.82	15%	2,100.42	11,902.40
ABC Cylleder	481.59	-	-	-	481.59	15%	72.24	409.35
Lab.Glassware / Lab. Ware	61,961.14	-	-	-	61,961.14	15%	9,294.17	52,666.97
Other Machinerries								
Machinerries	51,280.68	-	-	-	51,280.68	15%	7,692.10	43,588.58
Photocopying Machine	2,05,444.34	-	-	-	2,05,444.34	15%	30,816.65	1,74,627.69
Sound System	13,817.48	-	-	-	13,817.48	15%	2,072.62	11,744.86
SPPU QIP Equipment	44,601.21	-	-	-	44,601.21	15%	6,690.18	37,911.03
SPPU QIP Sport Equipment	31,873.15	-	-	-	31,873.15	15%	4,780.97	27,092.18
Sports Material	13,209.61	-	-	-	13,209.61	15%	1,981.44	11,228.17
Sub total	32,97,327.35	-	-	-	32,97,327.36	15%	4,94,599.11	28,02,728.25





Criteria 4: Infrastructure and Learning Resources



Equipment								
Office Equipment:-								
Air Cooler	13,999.48	-	-	-	13,999.48	15%	2,099.92	11,899.55
Camera	4,029.46	-	-	-	4,029.46	15%	604.42	3,425.04
CCTV	2,37,139.19	-	17,996.00	-	2,55,135.19	15%	36,920.58	2,18,214.61
Data Projector	15,126.72	-	-	-	15,126.72	15%	2,269.01	12,857.71
Dead Stock	202.88	-	-	-	202.88	15%	30.43	172.45
DLP Projector	1,76,533.54	-	-	-	1,76,533.54	15%	26,480.03	1,50,053.50
Printer-								
H.P.Laser Printer	22,669.97	-	-	-	22,669.97	15%	3,400.50	19,269.47
Sharp AR 5320N	29,148.76	-	-	-	29,148.76	15%	4,372.31	24,776.44
L C D	4,722.79	-	-	-	4,722.79	15%	708.42	4,014.37
LED TV 15-16	46,673.50	-	-	-	46,673.50	15%	7,001.03	39,672.48
Micro Oven	7,551.92	-	-	-	7,551.92	15%	1,132.79	6,419.13
Mobile	3,127.32	-	-	-	3,127.32	15%	469.10	2,658.22
Other Office Equipment	3,55,675.58	-	-	-	3,55,675.58	15%	53,351.34	3,02,324.25
Other Assets	83,202.33	-	-	-	83,202.33	15%	12,480.35	70,721.98
Sub total	9,99,803.43	-	17,996.00	-	10,17,799.43	15%	1,51,320.21	8,66,479.21
SPPU- QIP- Solar Equipments	3,60,000.00	-	-	1,00,000.00	2,60,000.00	40%	52,000.00	2,08,000.00
Intangible Asset under development								
Patent WIP	32,000.00	-	-	-	32,000.00	-	-	32,000.00
Sub total	32,000.00	-	-	-	32,000.00	-	-	32,000.00
Total	2,39,25,635.16	36,707.00	1,67,112.00	1,00,000.00	2,40,29,454.17		27,18,516.24	2,13,10,937.95





Criteria 4: Infrastructure and Learning Resources



2018-19 PG Balance Sheet

Progressive Education Society's
Modern College of Pharmacy (P.G.)
Yamunanagar, Sector No.21, Nigdi
Pune - 411044

Balance Sheet as on 31st March, 2019

Amount as on 31st March, 2018	Liabilities	Schedule No.	Amount as on 31st March, 2019	Amount as on 31st March, 2018	Assets	Schedule No.	Amount as on 31st March, 2019
-	Development Fund	1	-	1,10,94,071.46	Fixed Assets	2	98,51,982.36
3,89,77,106.68	Current Liabilities		3,93,73,805.68	74,46,935.16	Current Assets	3	58,14,520.96
-	Advance from P.E. Society		-	12,72,445.90	Investments	4	13,74,505.00
				1,91,63,654.16	Income & Expenditure Account	5	2,23,32,797.35
3,89,77,106.68	Total Rs.		3,93,73,805.68	3,89,77,106.68	Total Rs.		3,93,73,805.67

AS PER MY REPORT OF
EVEN DATE
2
Shrish K. Inamdar
CHARTERED ACCOUNTANT
M.No.038833
25 SEP 2019



Principal
P.E. S. Modern College of Pharmacy
Yamunanagar, Sector No.21, Nigdi,
Pune - 411 044.



Criteria 4: Infrastructure and Learning Resources



2018-19 PG Infrastructure Augmentation

Progressive Education Society's
Modern College of Pharmacy (P.G.)
Yamunanagar, Sector No.21, Nigdi
Pune - 411044

Schedule No. 2 : Fixed Assets

Particulars	WDV As On 31st March, 2018	Additions > 180 Days	Additions < 180 Days	Deletion of Assets	Total (Rs.)	Rate	Depreciation	WDV As On 31st March, 2019
Building								
Aluminum Window	96,739.98	-	-	-	96,739.98	10%	9,674.00	87,065.98
Building 08-09	47,21,065.57	-	-	-	47,21,065.57	10%	4,72,106.56	42,48,959.01
Building 13-14	5,76,920.02	-	-	-	5,76,920.02	10%	57,692.00	5,19,228.01
Building 15-16	4,46,098.43	-	-	-	4,46,098.43	10%	44,609.84	4,01,488.59
Total	58,40,824.00	-	-	-	58,40,824.00		5,84,082.40	52,56,741.60
Computer								
Computer 11-12	1,075.23	-	-	-	1,075.23	40%	430.09	645.14
Computer 12-13	649.15	-	-	-	649.15	40%	259.66	389.49
Computer 13-14	748.58	-	-	-	748.58	40%	299.43	449.15
Computer 14-15	2,335.20	-	-	-	2,335.20	40%	934.08	1,401.12
UPS	23,294.99	-	-	-	23,294.99	40%	9,318.00	13,977.00
Total	28,103.15	-	-	-	28,103.15		11,241.26	16,861.89
Computer Software								
Computer Software 13-14	2,975.62	-	-	-	2,975.62	40%	1,190.25	1,785.37
Total	2,975.62	-	-	-	2,975.62		1,190.25	1,785.37





Criteria 4: Infrastructure and Learning Resources



Progressive Education Society's
Modern College of Pharmacy (P.G.)
Yamunanagar, Sector No.21, Nigdi
Pune - 411044

Schedule No. 2 : Fixed Assets

Particulars	WDV As On 31st March, 2018	Additions > 180 Days	Additions < 180 Days	Deletion of Assets	Total (Rs.)	Rate	Depreciation	WDV As On 31st March, 2019
Equipments								
Equipments 08-09	3,33,951.26	-	-	-	3,33,951.26	15%	50,092.69	2,83,858.57
Equipments 09-10	2,75,092.41	-	-	-	2,75,092.41	15%	41,263.86	2,33,828.55
Equipments 10-11	8,04,039.28	-	-	-	8,04,039.28	15%	1,20,605.89	6,83,433.39
Equipments 11-12	51,801.25	-	-	-	51,801.25	15%	7,770.19	44,031.06
Equipments 12-13	3,75,748.74	-	-	-	3,75,748.74	15%	56,362.31	3,19,386.43
Equipments 13-14	2,66,980.63	-	-	-	2,66,980.63	15%	40,047.09	2,26,933.54
Equipments 14-15	35,887.93	-	-	-	35,887.93	15%	5,383.19	30,504.74
Equipments 15-16	95,234.52	-	-	-	95,234.52	15%	14,285.18	80,949.33
Labrotory Equipments			33,846.00		33,846.00	15%	2,538.45	31,307.54
Total	22,38,736.02	-	33,846.00	-	22,72,582.02		3,38,348.85	19,34,233.15
Furniture & Fixture								
Furniture & Fixture 08-09	63,772.92	-	-	-	63,772.92	10%	6,377.29	57,395.63
Furniture & Fixture 10-11	3,05,473.47	-	-	-	3,05,473.47	10%	30,547.35	2,74,926.13
Furniture & Fixture 11-12	2,83,808.98	-	-	-	2,83,808.98	10%	28,380.90	2,55,428.08
Furniture & Fixture 12-13	2,57,770.14	-	-	-	2,57,770.14	10%	25,777.01	2,31,993.13
Furniture & Fixture 13-14	8,26,554.84	-	-	-	8,26,554.84	10%	82,655.48	7,43,899.36
Furniture & Fixture 14-15	60,361.20	-	-	-	60,361.20	10%	6,036.12	54,325.08
Furniture & Fixture 15-16	1,15,722.03	-	-	-	1,15,722.03	10%	11,572.20	1,04,149.82
Electrical Fittings	3,11,647.50	-	-	-	3,11,647.50	10%	31,164.75	2,80,482.75
Total	22,25,111.09	-	-	-	22,25,111.09		2,22,511.11	20,02,599.98
Generator	2,88,490.54	-	-	-	2,88,490.54	15%	43,273.58	2,45,216.96
Total	2,88,490.54	-	-	-	2,88,490.54		43,273.58	2,45,216.96





Criteria 4: Infrastructure and Learning Resources



Progressive Education Society's
Modern College of Pharmacy (P.G.)
Yamunanagar, Sector No.21, Nigdi
Pune - 411044

Schedule No. 2 : Fixed Assets

Particulars	WDV As On 31st March, 2018	Additions > 180 Days	Additions < 180 Days	Deletion of Assets	Total (Rs.)	Rate	Depreciation	WDV As On 31st March, 2019
Library Books								
Library Books 08-09	220.77	-	-	-	220.77	40%	88.31	132.46
Library Books 09-10	162.60	-	-	-	162.60	40%	65.04	97.55
Library Books 10-11	28.22	-	-	-	28.22	40%	11.29	16.93
Library Books 11-12	1,560.84	-	-	-	1,560.84	40%	624.34	936.50
Library Books 12-13	1,155.15	-	-	-	1,155.15	40%	462.06	693.09
Library Books 13-14	1,015.57	-	-	-	1,015.57	40%	406.23	609.34
Library Books 14-15	2,826.97	-	-	-	2,826.97	40%	1,130.79	1,696.18
Library Books 15-16	956.93	-	-	-	956.93	40%	382.77	574.16
Library Books 16-17	11,325.00	-	-	-	11,325.00	40%	4,530.00	6,795.00
Total	19,252.05	-	-	-	19,252.05		7,700.82	11,551.23
Office Equipments								
Air Conditioner	34,280.83	-	-	-	34,280.83	15%	5,142.12	29,138.71
Office Equipments	33,318.72	-	-	-	33,318.72	15%	4,997.81	28,320.91
Office Equipments 12-13	83,902.76	-	-	-	83,902.76	15%	12,585.41	71,317.35
Office Equipments 13-14	41,864.42	-	-	-	41,864.42	15%	6,279.66	35,584.76
Refrigerator	18,595.56	-	-	-	18,595.56	15%	2,789.33	15,806.23
Statue and Painting	1,27,697.95	-	-	-	1,27,697.95	15%	19,154.69	1,08,543.26
Telephone Instrument	10,371.94	-	-	-	10,371.94	15%	1,555.79	8,816.15
Television	30,213.56	-	-	-	30,213.56	15%	4,532.03	25,681.53
Water Cooler	70,333.26	-	-	-	70,333.26	15%	10,549.99	59,783.27
Total	4,50,579.00	-	-	-	4,50,579.00		67,586.84	3,82,992.16
Grand Total	1,10,94,071.44	-	33,846.00	-	1,11,27,917.44		12,75,935.11	98,51,982.33





Criteria 4: Infrastructure and Learning Resources



2018-19 Pharm D Balance Sheet

Progressive Education Society's
Modern College of Pharmacy (Pharm D)
Yamunanagar, Sector No.21, Nigdi
Pune - 411044

Balance Sheet as on 31st March, 2019

Amount as on 31st March, 2018	Liabilities	Schedule No.	Amount as on 31st March, 2019	Amount as on 31st March, 2018	Assets	Schedule No.	Amount as on 31st March, 2019
-	Development Fund		-	-	Fixed Assets	3	2,26,555.00
-	Current Liabilities	1	7,72,229.80	-	Current Assets	2	16,21,751.00
-	Income and Expenditure account	7	10,76,076.20				-
-	Total Rs.		18,48,306.00	-	Total Rs.		18,48,306.00

AS PER MY REPORT OF
EVEN DATE



Shrish K. Inamdar
CHARTERED ACCOUNTANT
M.No.038833

25 SEP 2019



P. E. S. Modern College of Pharmacy
Yamunanagar, Sector No.21, Nigdi,
Pune - 411 044.